

Mark Scheme (Pre-Standardisation) Summer 2008

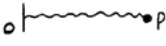

GCE

GCE Mathematics (6679/01)

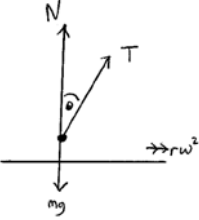
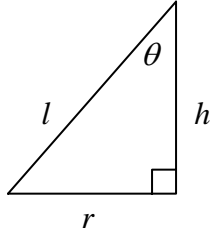
General Marking Guidance


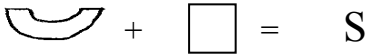
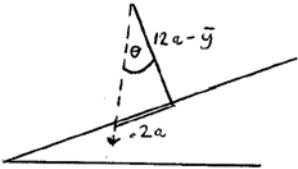
- All candidates must receive the same treatment. Examiners must mark the first candidate in exactly the same way as they mark the last.
- Mark schemes should be applied positively. Candidates must be rewarded for what they have shown they can do rather than penalised for omissions.
- Examiners should mark according to the mark scheme not according to their perception of where the grade boundaries may lie.
- There is no ceiling on achievement. All marks on the mark scheme should be used appropriately.
- All the marks on the mark scheme are designed to be awarded. Examiners should always award full marks if deserved, i.e. if the answer matches the mark scheme. Examiners should also be prepared to award zero marks if the candidate's response is not worthy of credit according to the mark scheme.
- Where some judgement is required, mark schemes will provide the principles by which marks will be awarded and exemplification may be limited.
- When examiners are in doubt regarding the application of the mark scheme to a candidate's response, the team leader must be consulted.
- Crossed out work should be marked UNLESS the candidate has replaced it with an alternative response.

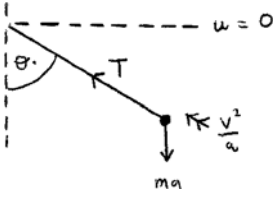
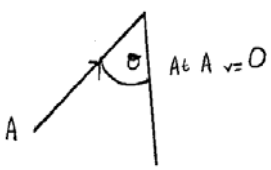
June 2008
6679 Mechanics M3
Mark Scheme

Question Number	Scheme	Marks
Q1(a)	 $\text{EPE stored} = \frac{1}{2} \frac{\lambda}{L} \left(\frac{1}{2} L \right)^2 = \left(\frac{\lambda L}{8} \right)$ $\text{KE gained} = \frac{1}{2} m 2gL \quad (= mgL)$ $\text{EPE} = \text{KE} \Rightarrow \frac{\lambda L}{8} = mgL \quad \text{i.e. } \lambda = 8mg$	<p>B1</p> <p>B1</p> <p>M1A1cso</p> <p style="text-align: right;">(4)</p>
(b)	 $\text{EPE} = \text{GPE} + \text{KE}$ $\frac{8mgL}{8} = mg \frac{L}{2} + \frac{1}{2} mu^2$ $\frac{mgL}{2} = \frac{m}{2} u^2 \quad \therefore u = \sqrt{gL}$	<p>M1</p> <p>A1A1</p> <p>M1A1 (5)</p> <p>9 Marks</p>

Question Number	Scheme	Marks
Q2 (a)	<p style="text-align: center;">O</p> <p style="text-align: center;">A ----- B</p> $T = 3 = \frac{2\pi}{\omega} \quad \therefore \omega = \frac{2\pi}{3}$ $u^2 = \omega^2 (a^2 - x^2) ; a = 0.12 , \quad u^2 = a^2 \omega^2 , u = 0.12 \times \frac{28}{3}$ $= 0.251 \text{ ms}^{-1}$	<p style="text-align: right;">M1A1</p> <p style="text-align: right;">M1</p> <p style="text-align: right;">A1 (4)</p>
(b)	<p>Time from $O \rightarrow A \rightarrow O = 1.5\text{s} \quad \therefore t = 0.5$</p> $x = a \sin \omega t \quad \Rightarrow OP = 0.12 \sin\left(\frac{\pi}{3}\right)$ <p>Distance from B is $0.12 - OP = 0.12 - 0.104\dots = 0.016\text{m}$</p> <p style="text-align: right;">$\approx 2 \text{ cm}$</p>	<p style="text-align: right;">B1</p> <p style="text-align: right;">M1A1</p> <p style="text-align: right;">M1</p> <p style="text-align: right;">A1 (5)</p>
(c)	$v^2 = \omega^2 (a^2 - x^2)$ $v = \frac{2\pi}{3} \sqrt{0.12^2 - 0.104\dots^2} = \frac{2\pi}{3} \times 0.06 = 0.13 \text{ ms}^{-1} (0.126)$	<p style="text-align: right;">M1</p> <p style="text-align: right;">A1 (2)</p> <p style="text-align: right;">11 Marks</p>

Question Number	Scheme	Marks
Q3 (a)	 $\begin{aligned} \uparrow \quad T \cos \theta + N &= Mg & (1) \\ \rightarrow \quad T \sin \theta &= mr\omega^2 & (2) \end{aligned}$  $\sin \theta = \frac{r}{l} \quad \text{from (2)} \quad T = mL\omega^2$ <p>sub into (1) $mL \cos \theta \omega^2 + N = mg$</p> $N = mg - mh\omega^2$ <p>Since in contact with table $N \geq 0 \quad \therefore \omega^2 \leq \frac{g}{h}$</p>	M1A1 M1A1 M1 A1 M1A1 cso (8)
(b)	$r = 3a, \quad h = 4a, \quad L = 5a \quad \therefore \text{extension} = a = \frac{h}{4}$ $T = \frac{2mg}{L} \times \frac{h}{4} = \frac{ma}{2} ; \quad T = mL\omega^2 = \frac{5mh}{4}\omega^2 \quad \omega = \sqrt{\frac{2g}{5h}}$	M1 M1A1;A1 (4) 12 marks

Question Number	Scheme	Marks
Q4 (a)	 <p>Mass $a^3 \frac{2}{3} \pi \times$: 216 8 208</p> <p>C of M from O: $\frac{3}{8} \times 6a = \frac{3}{8} \times 2a$ \bar{x} Use of $\frac{3}{8}r$</p> <p>Moment: $216 \times \frac{6a \times 3}{8} = 8 \times \frac{2ax3}{8} + 208\bar{x}$</p> $\bar{x} = \frac{480a}{208} = \frac{30a}{13}$	M1A1 M1 M1 A1 cso (5)
(b)	 <p>Mass $\pi a^3 \times$: $\frac{416}{3} + 24 = \frac{488}{3}$</p> <p>C of M: $\frac{30}{13}a + 9a = \bar{y}$</p> <p>Moments: $320a + 216a = \frac{488}{3}\bar{y}$</p> $\bar{y} = \frac{201}{61}a$	B1 B1 M1 A1 cso (4)
(c)	 <p>$\tan \theta = \frac{2a}{12a - \bar{y}}$</p> <p>$\theta = 12.93\dots$</p> <p>so critical angle = 12.93...</p> <p>\therefore if $\theta = 12^\circ$ it will <u>NOT</u> topple.</p>	$12a - \bar{y}$ $\tan \theta = \frac{2a}{\dots}$ M1 M1 A1 A1 (4) 13 marks

Question Number	Scheme	Marks
Q5(a)	 <p>Energy $\frac{1}{2} mv^2 = mga \cos \theta$ $v^2 = 2ga \cos \theta$</p> <p>$F = ma \quad \nwarrow T - mg \cos \theta = \frac{mv^2}{a}$</p> <p>Sub for $\frac{v^2}{a}$: $T = mg \cos \theta + 2mg \cos \theta$: $\theta = 60 \quad \therefore T = \frac{3}{2} mg$</p>	M1A1 M1A1 M1A1 (6)
(b)	<p>Speed of P before impact = $\sqrt{2ga}$</p> <p>$\rightarrow \sqrt{2ga} \quad \rightarrow 0 \quad \rightarrow u$</p> <p>PCLM: $\bullet \quad \bullet \quad \rightarrow \bullet$ $\therefore u = \frac{\sqrt{2ga}}{4} = \sqrt{\frac{ga}{8}}$</p> <p>$m \quad 3m \quad 4m$</p>	B1 M1A1cso (3)
(c) (i)	<p>At A $v = 0$ so conservation of energy gives:</p>  <p>$\frac{1}{2} 4mu^2 = 4mga(1 - \cos \theta)$</p> <p>$\frac{ga}{16} = ga(1 - \cos \theta)$</p> <p>$\cos \theta = \frac{15}{16}, \theta = 20^\circ$</p>	M1A1 M1 A1
(ii)	<p>\nearrow At $A \quad T = 4mg \cos \theta = \frac{15mg}{4}$</p>	M1A1 (6) 15 Marks

Question Number	Scheme	Marks
Q6 (a)	$F = ma \ (\rightarrow) \ \frac{3}{(x+1)^3} = 0.5a = 0.5 v \frac{dv}{dx}$ $\int \frac{3}{(x+1)^3} dx = 0.5 \int v \, dv$ <p style="text-align: right;">Separate and ∫</p> $-\frac{3}{2(x+1)^2} = \frac{1}{4} v^2 (+ c')$ $x=0, v=0 \Rightarrow c' = -\frac{3}{2} \quad \therefore \quad v^2 = 6 \left(1 - \frac{1}{(x+1)^2} \right) *$	M1A1 M1 A1 M1A1 cso (6)
(b)	$\forall x \quad v^2 < 6 \quad \therefore \quad v < \sqrt{6} \quad (\because (x+1)^2 \text{ always } > 0)$	B1 (1)
(c)	$v = \frac{dx}{dt} = \frac{\sqrt{6}\sqrt{(x+1)^2 - 1}}{x+1}$ $\int \frac{x+1}{\sqrt{(x+1)^2 - 1}} dx = \sqrt{6} \int dt$ $\sqrt{(x+1)^2 - 1} = \sqrt{6} t + c$ $t=0, x=0 \Rightarrow c=0$ $t=2 \Rightarrow (x+1)^2 - 1 = (2\sqrt{6})^2$ $(x+1)^2 = 25 \quad \Rightarrow \quad x=4$	M1 M1 M1 A1 M1 M1 A1 (7)
14 Marks		