

Write your name here

Surname

Other names

Centre Number

Candidate Number

Edexcel GCE

Chemistry

Advanced Subsidiary

Unit 3B: Chemistry Laboratory Skills I Alternative

Monday 9 January 2012 – Morning

Time: 1 hour 15 minutes

Paper Reference

6CH07/01

Candidates may use a calculator.

Total Marks

Instructions

- Use **black** ink or ball-point pen.
- **Fill in the boxes** at the top of this page with your name, centre number and candidate number.
- Answer **all** questions.
- Answer the questions in the spaces provided – *there may be more space than you need.*

Information

- The total mark for this paper is 50.
- The marks for **each** question are shown in brackets – *use this as a guide as to how much time to spend on each question.*
- You will be assessed on your ability to organise and present information, ideas, descriptions and arguments clearly and logically, including your use of grammar, punctuation and spelling.
- A Periodic Table is printed on the back cover of this paper.

Advice

- Read each question carefully before you start to answer it.
- Keep an eye on the time.
- Try to answer every question.
- Check your answers if you have time at the end.

Turn over ►

P39305A

©2012 Pearson Education Ltd.

7/7/5/3/



PEARSON

Answer ALL the questions. Write your answers in the spaces provided.

- 1 A series of tests was carried out on A, a white powder, which is known to contain one cation and one anion. Complete the table below. You may use names or formulae in your answers.

Test	Observations	Inferences
(a) Carry out a flame test on A.	Cation is potassium
(b) Add a mixture of dilute nitric acid and aqueous silver nitrate to an aqueous solution of A. Then add an excess of dilute aqueous ammonia to the mixture.	A yellow precipitate forms. When excess dilute aqueous ammonia is added 	Anion is
(c) Add an aqueous solution of bromine to an aqueous solution of A.	The colour of the solution of bromine is When bromine is added to an aqueous solution of A the colour of the mixture is 	The change in colour is due to the formation of

(1)

(2)

(3)



Test	Observations	Inferences
(d) Add concentrated sulfuric acid to a solid sample of A.	A vigorous reaction occurs producing a black solid, a yellow solid, a gas with an unpleasant smell and some coloured fumes.	The black solid is and the yellow solid is

(2)

(Total for Question 1 = 8 marks)



- 2 A series of tests was carried out on a compound, **B**, which is known to contain **either** carbonate **or** sulfate (sulfate(VI)) ions as well as one cation.

Complete the inferences column. You may use names or formulae in your answers.

	Test	Observations	Inferences	
(a)	Carry out a flame test on B .	Yellow flame.	The cation in B is	(1)
(b)	Add aqueous barium chloride solution to an aqueous solution of B .	A white precipitate forms.	The precipitate could be either or	(2)
(c)	Add dilute hydrochloric acid to the mixture formed in (b) until there is no further change.	Some fizzing occurs and the precipitate dissolves.	The anion in B is and the fizzing is due to formation of	(2)

- (d) The **formula** of **B** is
.....
(1)

(Total for Question 2 = 6 marks)



BLANK PAGE



3 Magnesium carbonate reacts with dilute nitric acid as shown in the equation below.



The enthalpy change for this reaction can be determined as follows:

Procedure

1. Weigh 3.50 g of finely powdered magnesium carbonate.
2. Transfer 50.0 cm³ of 2.00 mol dm⁻³ nitric acid into a polystyrene cup and record the temperature of the acid.
3. Add the magnesium carbonate to the nitric acid.
4. Stir the mixture and record the maximum temperature reached.

Results

Temperature of nitric acid before addition of magnesium carbonate	21.0 °C
Final temperature of solution	29.7 °C

(a) Explain why the magnesium carbonate used in this experiment should be finely powdered rather than in lumps.

(1)

(b) (i) Calculate the number of moles of magnesium carbonate in 3.50 g.

[Assume the molar mass of magnesium carbonate is 84 g mol⁻¹.]

(1)

(ii) The volume of dilute nitric acid used contained 0.100 mol of HNO₃. Suggest why this amount is suitable.

(1)



- (c) (i) Calculate the heat energy transferred, in joules, in this reaction between magnesium carbonate and nitric acid.

Use the expression

$$\text{energy transferred (J)} = \text{mass of solution} \times \text{specific heat capacity of solution} \times \text{temperature rise}$$

[Assume the mass of solution is 50 g and its specific heat capacity is $4.18 \text{ J g}^{-1} \text{ }^\circ\text{C}^{-1}$.]

(1)

- (ii) Calculate the enthalpy change, ΔH , for the reaction of one mole of magnesium carbonate with nitric acid. Your answer should be in units of kJ mol^{-1} , expressed to **three** significant figures, and include a sign.

(2)

- (d) (i) The nitric acid for this experiment could be measured using either a pipette or a measuring cylinder. Give **one** practical advantage of using each piece of apparatus.

(2)

Pipette

.....

Measuring cylinder.....

.....



(ii) The **total error** in measuring the mass of the magnesium carbonate was ± 0.01 g. Calculate the percentage error in the weighing.

(1)

(e) State and explain the effect, if any, on the calculated enthalpy change, ΔH , if

(i) a copper calorimeter were used instead of the polystyrene cup.

(2)

.....

.....

.....

.....

(ii) 3.50 g of **damp** magnesium carbonate were used.

(2)

.....

.....

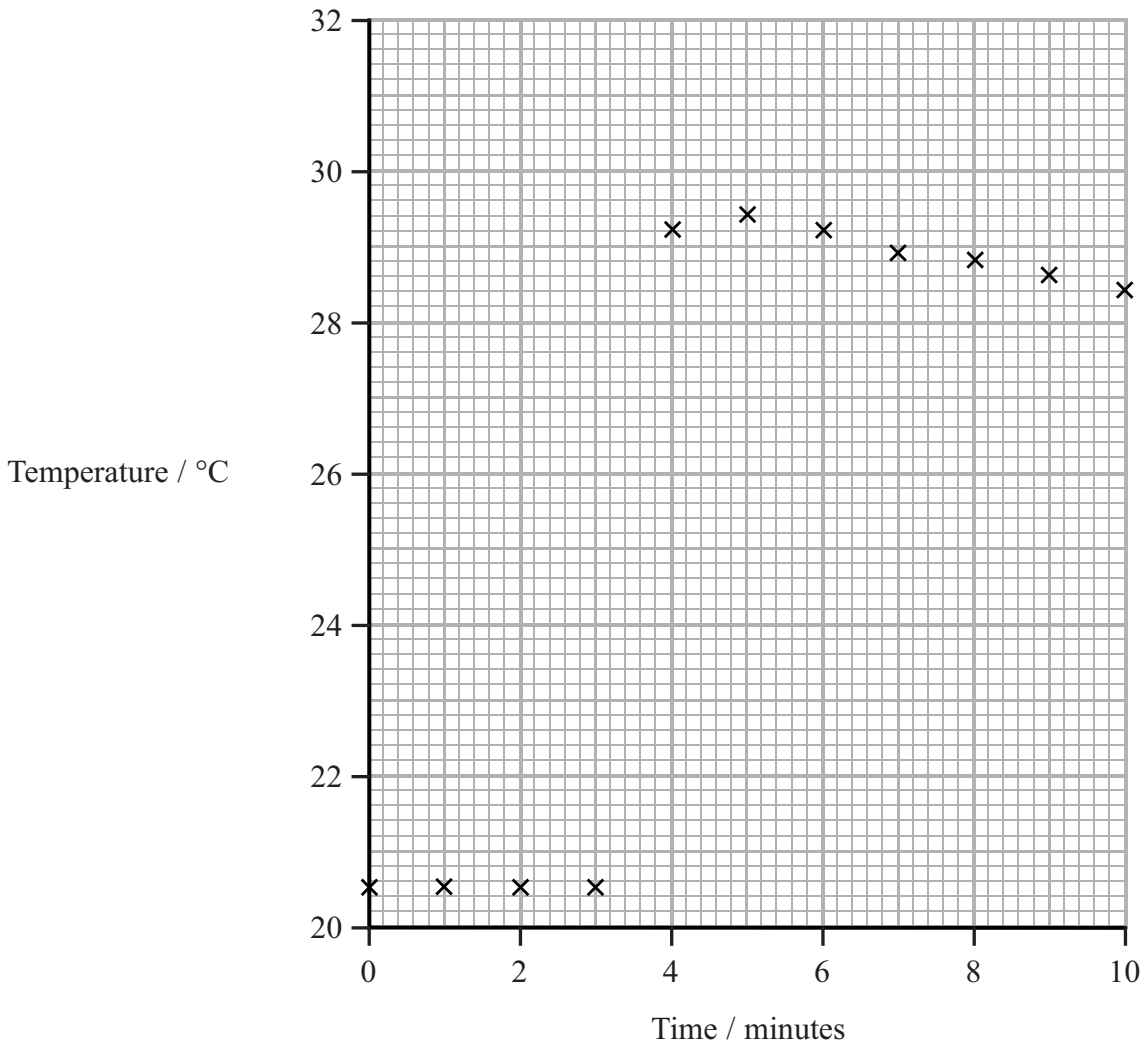
.....

.....

(f) The experiment was repeated with a change in the procedure. The temperature of the dilute nitric acid was measured every minute for three minutes. After exactly three and a half minutes, the magnesium carbonate was added and the mixture was stirred. The temperature of the mixture was then taken every minute for another six minutes.

A graph of the temperature readings against time using this procedure is shown opposite.





- (i) Use this graph to calculate the maximum temperature change. Show your working on the graph. (2)

Maximum temperature change = °C

- (ii) Why does this method give a more accurate result than the original procedure? (1)

.....

.....

.....

(Total for Question 3 = 16 marks)



4 This question is about the alcohol, propan-1-ol.

(a) Give **two** observations when propan-1-ol reacts with a small piece of sodium.

(2)

Observation 1

.....

Observation 2

.....

(b) A student investigated the rate of reaction of propan-1-ol with sodium.

Suggest **one** suitable measurement which could be made to determine the rate of this reaction.

(1)

.....

.....

.....

(c) A small amount of phosphorus(V) chloride (phosphorus pentachloride), PCl_5 , is added to propan-1-ol in a test tube.

(i) Describe the appearance of the fumes at the mouth of the test tube.

(1)

.....

(ii) An open bottle of concentrated ammonia is held near the mouth of the tube. Describe what would be seen at the mouth of the test tube.

(1)

.....

.....

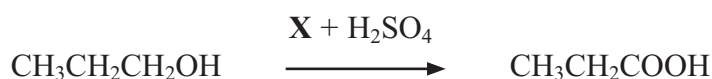
(Total for Question 4 = 5 marks)



BLANK PAGE

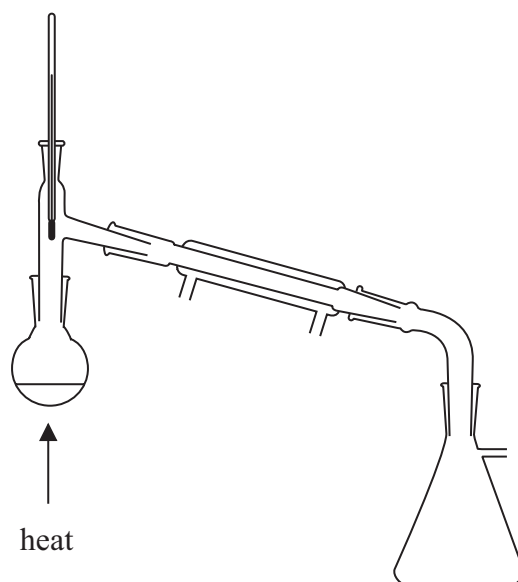


5 Propanoic acid may be prepared by oxidizing propan-1-ol in acidic conditions.



Procedure

1. Pour 10 cm³ of distilled water into a boiling tube and add 12 g of oxidizing agent **X**. Shake the mixture and leave **X** to dissolve.
2. Pour 3 cm³ of propan-1-ol into a round-bottom flask and add 10 cm³ of distilled water and a few anti-bumping granules. Set up the apparatus for heating under reflux.
3. Add 4 cm³ of concentrated sulfuric acid, drop by drop, to the propan-1-ol. While the mixture is still warm, add the solution of oxidizing agent **X**, drop by drop. The energy released from the reaction should cause the mixture to boil without external heating.
4. When all of the solution of **X** has been added, use a low Bunsen burner flame to keep the mixture boiling for 10 minutes, not allowing any vapour to escape.
5. Distil the mixture in the flask using the apparatus shown below. Collect 5–6 cm³ of distillate, which is an aqueous solution of propanoic acid.



(a) Suggest, by name or formula, a suitable oxidizing agent, **X**, for this reaction.

(1)



(b) What colour change does **X** undergo when it oxidizes propan-1-ol? (1)

From to

(c) Draw a **labelled** diagram showing the apparatus for heating under reflux. (2)

(d) Give **two** reasons why the escape of vapour in step 4 should be prevented. (2)

Reason 1

.....

Reason 2

.....

(e) How does the reflux apparatus prevent escape of vapour? (1)

.....

.....



(f) Some water can be removed from the distillate in step 5 by adding a solid drying agent. The solution of propanoic acid can then be decanted leaving the drying agent behind.

(i) Suggest a suitable solid drying agent.

(1)

(ii) Suggest why removing excess solid drying agent by decanting, rather than filtering through filter paper, improves the yield.

(1)

(g) In a larger scale preparation of propanoic acid, 10.0 g of propan-1-ol was used.

(i) Calculate the maximum mass of propanoic acid which could be formed from 10.0 g of propan-1-ol.

	Propan-1-ol	Propanoic acid
Molar mass / g mol^{-1}	60.1	74.1

(2)



(ii) After purification, 6.0 cm^3 of dry propanoic acid was obtained.

Calculate the percentage yield in the preparation.

The density of propanoic acid is 0.99 g cm^{-3} .

(2)

(h) In another experiment, the same reaction mixture (propan-1-ol, **X** and concentrated sulfuric acid) was heated in the apparatus shown in step 5. Identify the main organic product which would be collected and explain why propanoic acid is not produced.

(2)

Product.....

Explanation.....

.....

(Total for Question 5 = 15 marks)

TOTAL FOR PAPER = 50 MARKS



